

---

# Florida Memorial University Profile

---

Office of Institutional  
Effectives

---

October 7, 2013

---

Prepared by

Dr. Carlos Canas

Office of Institutional Research

## Contents

Introduction .....	2
History .....	2
Statement of Purpose .....	2
Mission Statement .....	2
Guiding Principles .....	2
Institutional Goals .....	3
Accreditation .....	3
ACBSP Accredited .....	3
CSWE Accredited .....	3
ABET Accredited .....	3
NASM Accredited .....	3
Memberships and Affiliations .....	4
Student Demographics .....	5
Enrollment: .....	5
Gender Distribution .....	5
Ethnicity Distribution .....	5
Enrollment Distribution by State .....	6
Enrollment Distribution by Origen .....	6
Enrollment Distribution by County in Florida .....	7
Academic Programs .....	8
Job Placement Data .....	9
Undergraduate Job Placement in the State of Florida .....	9
Master’s Degree Graduate Job Placement in the State of Florida .....	10
Independent College and Universities Employment Data .....	11

## **Introduction**

This document provides an overview of Florida Memorial University's Mission, Institutional Goals, accreditations and some indicators of performance.

## **History**

Florida Memorial University, a private, coeducational, historically Black University related to Baptist Churches and traditions, is one of the oldest academic centers in Florida. The University grants baccalaureate and graduate degrees. Florida Memorial has its origins in the Florida Baptist Institute, founded in 1879 in Live Oak, Florida, and in the Florida Baptist Academy, founded in 1892 in Jacksonville, Florida. These two institutions merged in 1941 to form the Florida Normal and Industrial Memorial Institute in St. Augustine, Florida. The institution became a four-year college in 1945. Following several name changes, the name Florida Memorial College was adopted in 1963. The institution moved to its present South Florida location in 1968 and is located in the City of Miami Gardens. In December 2004, the institution's charter was amended, and the name Florida Memorial University was adopted.

## **Statement of Purpose**

Florida Memorial University serves a culturally diverse student population through programs in liberal and professional education. These programs are designed to prepare students to function in a highly competitive, technological and global society. Challenging educational opportunities are offered in a variety of instructional formats to traditional and non-traditional students. Internships and experiential learning programs are incorporated in an energetic learner-centered environment. Academic programs are supported by library services, information technology, academic advising, testing, developmental education, career development, counseling, intramurals, intercollegiate sports, student activities, and other support services.

Florida Memorial University is dedicated to academic excellence, to the pursuit of knowledge and truth, to the free exchange of ideas, and to the transmission and preservation of African-American history and heritage. The University recognizes that education contributes to the quality of life and expects that students will leave its community of scholars and traditions prepared to participate fully in a global society.

## **Mission Statement**

Florida Memorial University endeavors to instill in students the importance of becoming global citizens through life-long learning, leadership, character, and service which will enhance their lives and the lives of others.

## **Guiding Principles**

- Embrace and integrate technology and experiential learning to insure quality educational programs
- Recruit, retain, and develop students, faculty and staff
- Commit to institutional effectiveness practices and assessment measures
- Manage financial resources prudently
- Value constituents by being customer focused
- Develop and implement effective fund raising strategies
- Embrace and support community service

## **Institutional Goals**

**Goal 1:** Provide quality academic programs to enhance student learning and to attract, retain, and develop a diverse student body.

**Goal 2:** Provide financial resources and maintain sound fiscal administrative practices.

**Goal 3:** Provide comprehensive programs of institutional planning and assessment to improve institutional effectiveness.

**Goal 4:** Integrate and maximize the use of technology.

**Goal 5:** Promote a positive institutional image through effective marketing and community engagement.

## **Accreditation**

Florida Memorial University is accredited by the **Commission on Colleges of the Southern Association of Colleges and Schools** (1866 Southern Lane, Decatur, Georgia 30033-4097) Telephone number (404-679-4500) to award bachelor's and master's degrees. The University is also chartered by the State of Florida.

### **ACBSP Accredited**

School of Business

Florida Memorial University, through its School of Business, is accredited by the Association of Collegiate Business Schools and Programs (ACBSP) to offer the following business degrees:

- The Bachelor of Science in Accounting
- The Bachelor of Science in Business Administration
- The Bachelor of Science in Finance
- The Bachelor of Science in Marketing

### **CSWE Accredited**

School of Arts and Science

Florida Memorial University, through its Social Work Program, is accredited by the Council on Social Work Education (CSWE) to offer the following degree:

- The Bachelor of Social Work

### **ABET Accredited**

School of Arts and Sciences

Florida Memorial University, through its Department of Computer Science, Math and Technology is accredited by the ABET to offer the following degree program:

- The Bachelor of Science in Computer Information Systems

### **NASM Accredited**

Florida Memorial University, through its Department of Visual and Performing Arts, is accredited by National Association of Schools of Music (NASM).

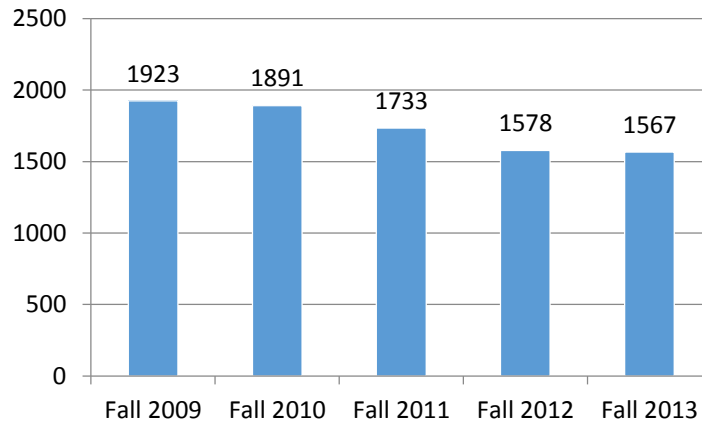
## **Memberships and Affiliations**

American Association of Collegiate Registrars and Admissions Officers (AACRAO)  
American Association for Higher Education  
American Council on Education  
American Library Association (ALA)  
Association of College and Research Libraries (ACRL)  
Association of Collegiate Business Schools and Programs (ACBSP)  
Association of Fundraising Professionals  
Black Caucus of the American Library Association (BCALA)  
Council for Higher Education Accreditation  
Council of Independent Colleges  
Florida Association for Students Financial Aid Administrators  
Florida Association of Colleges and Universities  
Florida Association of Colleges for Teacher Education  
Florida Cooperative Education and Placement Association  
Florida Independent College Fund  
Greater Miami Chamber of Commerce  
Independent Colleges and Universities of Florida  
Miami-Dade Chamber of Commerce  
National Association for Students Financial Aid Administrators  
National Association of College Deans, Registrars, and Admission Officers  
National Athletic Intercollegiate Association  
National Council of Educational Opportunity Associations  
National Intramural/Recreation Sports Association  
National Society of Fundraising Executives  
Public Relations Society of America  
Southeast Florida Library Information Network (SEFLIN)  
Southeastern Association of Colleges and Employers  
Southeastern Library Network (SOLINET)  
Southeastern Testing Association  
Southern Association for Students Financial Aid Administrators  
Southern Association of College Student Affairs  
Southern Association of Educational Opportunity Personnel Program  
Southern Regional Honors Council  
Sun Coast Conference  
The College Fund/UNCF

## Student Demographics

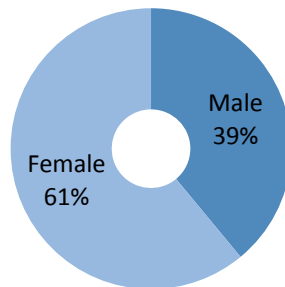
### Enrollment:

The following graph shows total enrollment of the Institution for the last five years



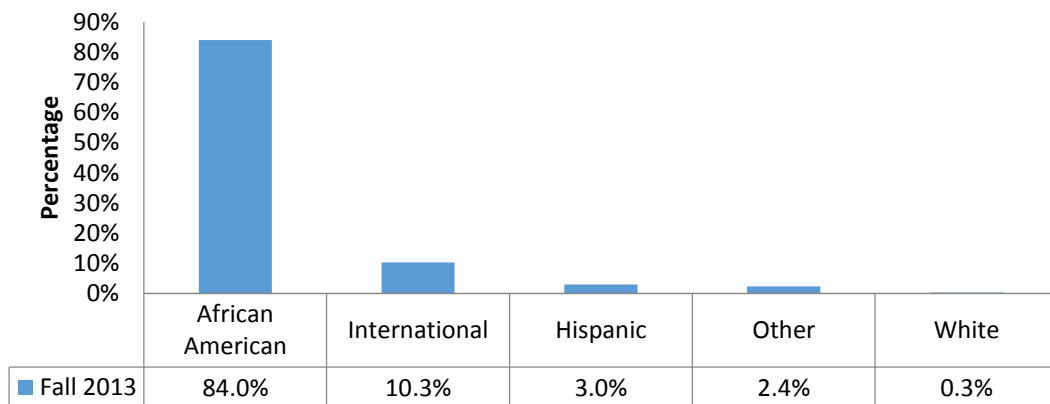
### Gender Distribution

The ratio of males to females has remained at 4 to 6 for the last five years. The following graph shows the percentage distribution by gender for fall 2013



### Ethnicity Distribution

The following graph shows the percentage distribution by ethnicity for fall 2013. Based on IPEDS definitions on Ethnicity, all foreign students are classified as international



### Enrollment Distribution by State

The state distribution of the student population shows that during fall 2013 at least 76% of our students are residents of Florida, and 10% are international students. The other 14% comes from at least 32 different states and 23 different countries

Region	Fall 2009	Fall 2010	Fall 2011	Fall 2012	Fall 2013
Florida	1494	1482	1344	1195	1185
International	181	189	153	151	163
New Jersey	25	27	29	28	21
New York	30	23	19	16	9
Illinois	15	18	22	28	33
Virgin Islands	23	20	19	25	30
Georgia	27	16	17	13	25
Michigan	22	16	10	18	18
Maryland	13	10	19	17	17
Pennsylvania	13	11	17	19	11
Tennessee	13	12	8	9	7
California	10	6	10	6	7
Connecticut	7	5	5	4	2
Virginia	6	7	6	4	5
North Carolina	8	4	3	6	3
Missouri	5	8	5	1	1
District of Columbia	3	5	4	3	4
Texas	3	2	7	5	4
Ohio	2	2	5	4	4
Massachusetts	1	2	5	4	5
Mississippi	2	3	2	2	0
Nebraska	4	2	2	1	0
South Carolina	3	2	3	2	1
Delaware	2	1	1	3	2
Other	11	18	18	14	10

### Enrollment Distribution by Origin

Origin	Count	Percentage
Florida	1185	75.6%
International	163	10.4%
Out of State	219	14.0%
<b>Total</b>	<b>1567</b>	<b>100%</b>

### Enrollment Distribution by County in Florida

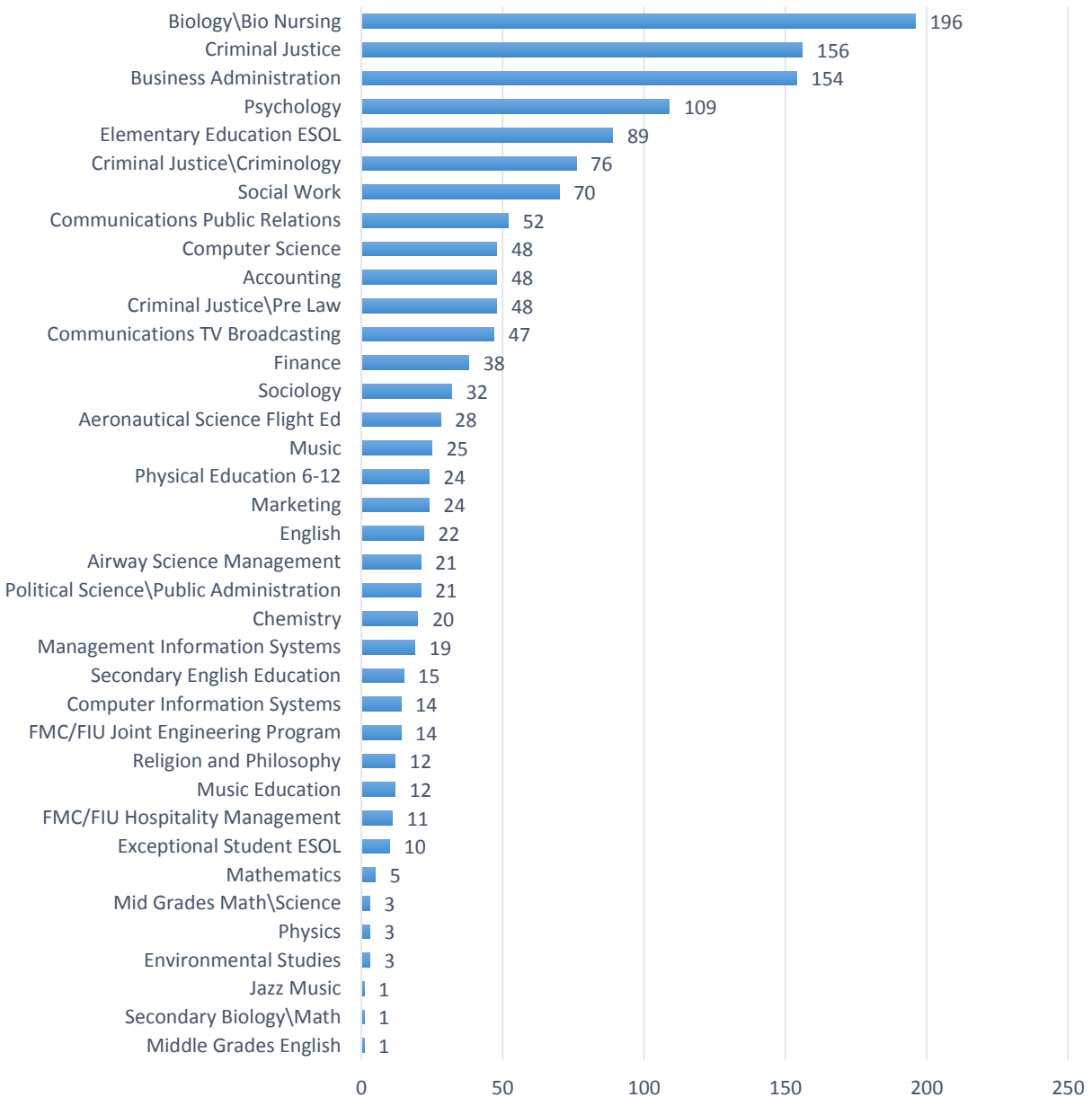
The following table shows the distribution of our students by county within the state of Florida.

<b>County</b>	<b>Count</b>	<b>Percentage</b>
Dade	607	51.2%
Broward	313	26.4%
Palm Beach	72	6.1%
Orange	49	4.1%
Polk	33	2.8%
Hillsborough	19	1.6%
Lee	17	1.4%
Duval	15	1.3%
St. Lucie	13	1.1%
Volusia	12	1.0%
Brevard	5	0.4%
Seminole	5	0.4%
Pinellas	4	0.3%
Osceola	3	0.3%
Alachua	2	0.2%
Charlotte	2	0.2%
Collier	2	0.2%
Lake	2	0.2%
St Johns	2	0.2%
Bay	1	0.1%
Clay	1	0.1%
Hardee	1	0.1%
Hendry	1	0.1%
Highlands	1	0.1%
Indian River	1	0.1%
Jackson	1	0.1%
Levy	1	0.1%
<b>Total</b>	<b>1185</b>	<b>100.0%</b>



## Academic Programs

The graph below shows the five year average for the academic program offered at the institution. The most popular academic programs are Biology, Criminal Justice and Business Administration. The students also have significant enrollment in STEM careers such as joint- engineering, chemistry, mathematics, physics and computer related fields.



## Job Placement Data

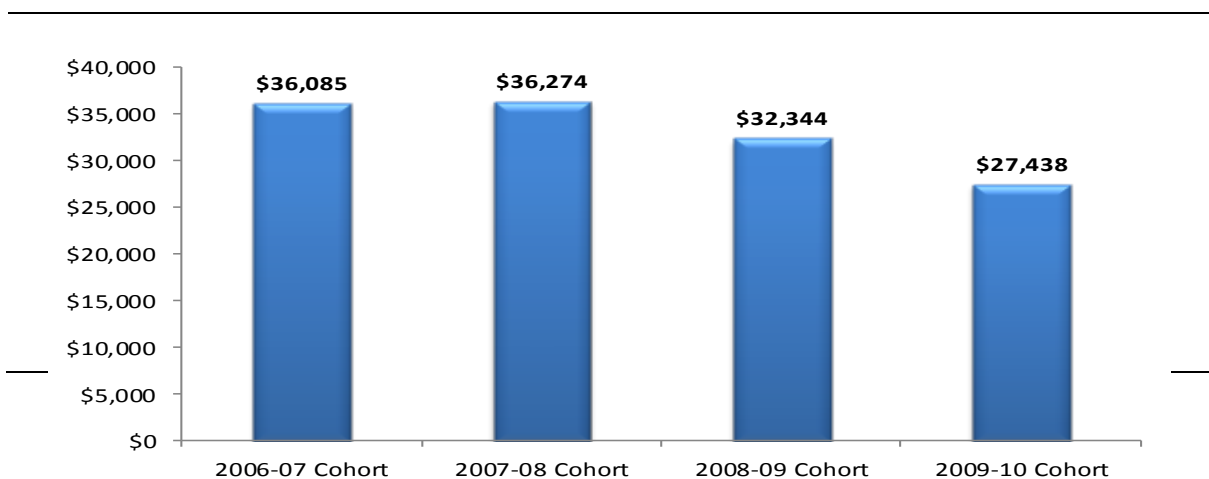
Florida Memorial University works in conjunction with the Florida Department of Education Placement Information Program (FETPIP) to track the employment of graduates. The Office of Institutional Research uploads a database containing graduates information to the State Integrated Education Data System and based on tax returns, the Florida Department of Education provides the institution with analytical reports detailing student employment information. The tables in this section are obtained from the State Annual Outcome Report. The data indicates that on average 59% of our graduates are employed throughout the State of Florida. As a comparison, only 33% of the University of Miami graduates are found to be employed in the State. Florida Memorial's employment rate in Florida is above the ICUF intuitions average of 51.6%. This information does not take into account job placement of those who leave the state and the 13% of our graduates who are international students who return to their countries upon graduation.

### Undergraduate Job Placement in the State of Florida

The table below shows the percentage graduates who are employed in the State of Florida and the percentage of those receiving public assistant. This table does not account for those graduates who are international students or out-of-state students. Therefore, the percentage shown here is the lowest estimate of the employment rate of Florida Memorial graduates.

<b>FLORIDA MEMORIAL UNIVERSITY UNDERGRADUATE OUTCOME DATA</b>									
2006-07 Cohort: 203									
2007-08 Cohort: 181									
2008-09 Cohort: 173									
2009-10 Cohort: 160									
	2006-07 Cohort		2007-08 Cohort		2008-09 Cohort		2009-10 Cohort		
	n.	%	n.	%	n.	%	n.	%	
Employed	144	71	124	69	110	64	94	58.8	
Civilian Employment	****	****	****	****	****	****	****	****	****
In the Military	****	****	****	****	Not Available		Not Available		
Incarcerated	****	****	****	****	****	****	****	****	****
Community supervision	****	****	****	****	****	****	****	****	****
Public assistance	12	6%	****	****	16	9%	****	****	****

### FMU UNDERGRADUATES FULL TIME AVERAGE EARNINGS



Master's Degree Graduate Job Placement in the State of Florida

**FLORIDA MEMORIAL UNIVERSITY MASTER'S DEGREE GRADUATE OUTCOME DATA**

**2006-07 Cohort: 43**

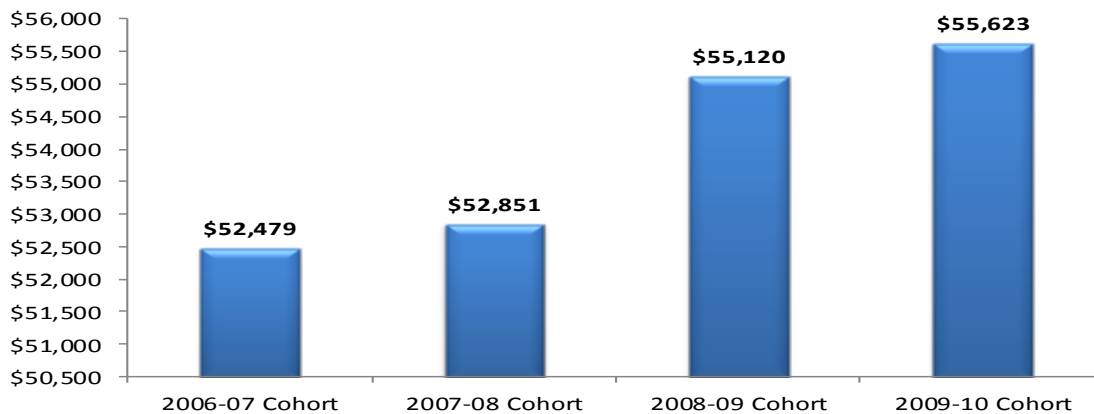
**2007-08 Cohort: 51**

**2008-09 Cohort: 48**

**2009-10 Cohort: 37**

	2006-07 Cohort		2007-08 Cohort		2008-09 Cohort		2009-10 Cohort	
	n.	%	n.	%	n.	%	n.	%
Employed	41	95	45	88	43	90	34	94
Civilian Employment	****	****	****	****	****	****	****	****
In the Military	****	****	****	****	Not Available		Not Available	
Incarcerated	****	****	****	****	****	****	****	****
Community supervision	****	****	****	****	****	****	****	****
Public assistance	****	****	****	****	****	****	****	****
Public assistance & Employed	****	****	****	****	****	****	****	****

**FMU MASTER'S DEGREE GRADUATES FULL TIME AVERAGE EARNINGS**



## Independent College and Universities Employment Data

The following table shows the historical trend of the enrollment of Science Technology



### Independent Colleges and Universities of Florida Employment Data

2009-2010 Bachelor Graduates

Findings, Fall 2010

	Graduates	Employed		Earnings		Earning at Least \$22,000	
		#	%	Mean*	Median	#	%
Barry University	1,288	998	77.5%	\$43,448	\$39,196	744	74.5%
Bethune Cookman University	387	193	49.9%	\$23,926	\$20,404	91	47.2%
Clearwater Christian College	93	39	41.9%	\$22,411	\$19,216	17	43.6%
Eckerd College	588	247	42.0%	\$33,593	\$26,400	140	56.7%
Edward Waters College	83	57	68.7%	\$19,933	\$17,348	19	33.3%
Embry-Riddle Aeronautical Univ, Daytona	881	243	27.6%	\$26,479	\$22,272	122	50.2%
Flagler College	809	502	62.1%	\$28,941	\$25,614	284	56.6%
Florida College	59	26	44.1%	\$22,455	\$21,694	12	46.2%
Florida Hospital College of Health Sciences	366	132	36.1%	\$63,595	\$64,358	124	93.9%
Florida Institute of Technology	455	184	40.4%	\$27,692	\$23,802	95	51.6%
Florida Memorial University	160	94	58.8%	\$27,438	\$25,918	56	59.6%
Florida Southern College	479	303	63.3%	\$32,569	\$30,032	202	66.7%
Hodges University	347	252	72.6%	\$41,082	\$36,870	200	79.4%
Jacksonville University	763	390	51.1%	\$43,309	\$40,628	285	73.1%
Lynn University	385	158	41.0%	\$34,929	\$25,222	90	57.0%
Nova Southeastern University	1,210	783	64.7%	\$43,267	\$38,944	594	75.9%
Palm Beach Atlantic University	459	263	57.3%	\$30,233	\$27,112	157	59.7%
Ringling College of Art and Design	232	61	26.3%	\$17,411	\$18,208	20	32.8%
Rollins College	622	283	45.5%	\$26,996	\$23,868	149	52.7%
Saint Leo University	1,001	666	66.5%	\$34,599	\$33,712	488	73.3%
Southeastern University	488	253	51.8%	\$26,483	\$24,440	148	58.5%
St. Thomas University	303	225	74.3%	\$48,387	\$34,044	155	68.9%
Stetson University	503	256	50.9%	\$22,919	\$19,568	115	44.9%
University of Miami	2,458	815	33.2%	\$28,922	\$27,236	477	58.5%
University of Tampa	1,015	458	45.1%	\$29,543	\$28,180	279	60.9%
Warner University	257	193	75.1%	\$36,387	\$35,000	140	72.5%
Webber International University	93	77	82.8%	\$27,787	\$22,516	41	53.2%
<b>Total Valid SSN's:</b>	<b>15,783</b>	<b>8,151</b>	<b>51.6%</b>	<b>\$34,576</b>	<b>\$30,284</b>	<b>5,244</b>	<b>64.3%</b>